

- 1 Divide three sheets of A4 paper into quarters (Fig. 1).
- 2 Fold one pair of diagonally opposite corners to the centre (Fig. 2).
- 3 Fold the other pair of corners to the centre (Fig. 3).



Fig. 1



Fig. 2

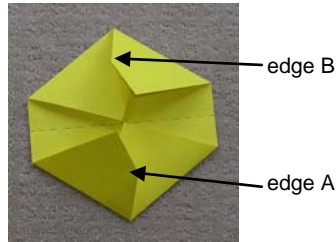


Fig. 3

- 4 Fold in half, tucking edge A under edge B.

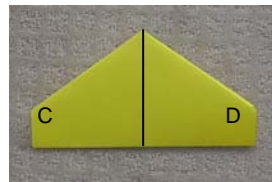


Fig. 4

- 5 Fold points C and D to the centre line as shown so the top edges of the side flaps are parallel to the base.



Fig. 5




Fig. 6




Fig. 7  
(other side)

- 6 Join 3 pieces (insert side flaps into gaps) to form a module as shown in Fig. 9. Finally join four modules to form the completed model (Fig. 10).



Fig. 8



Fig. 9



Fig. 10