

THE MYSTIC ROSE

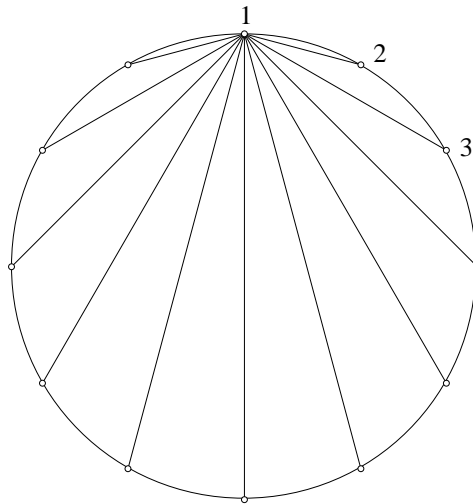
A 'Mystic Rose' is the name given to the pattern obtained when several points are spaced evenly around the circumference of a circle, and every point is joined to every other point.

A Mystic Rose design has been started below, with point 1 joined to every other point.

Construct a large circle by drawing two semi-circles using Maths-Pro's protractor.

Measure 30° intervals around the circle.

Begin as shown below, then join point 2 to every other point. Next, join point 3 to every other point. Continue this procedure until each point is joined to every other point. You will then have a completed Mystic Rose.

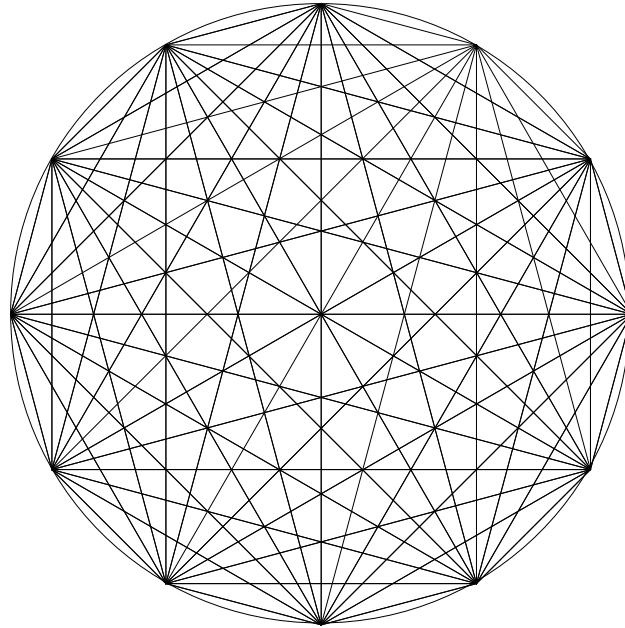


Extension.

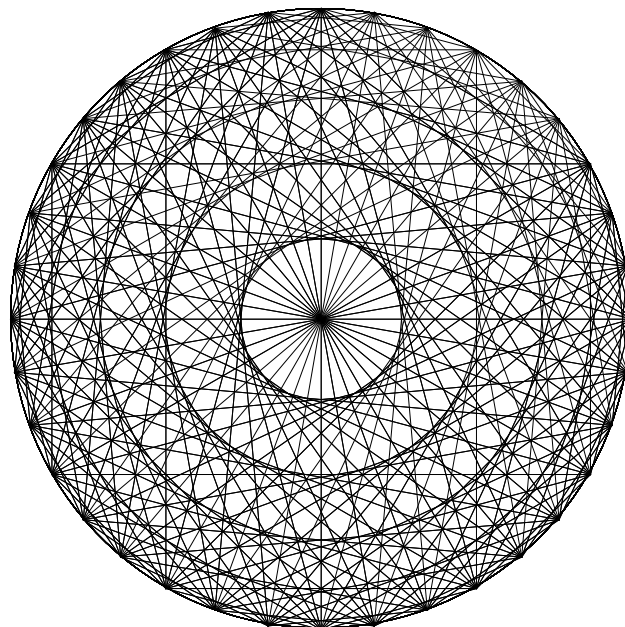
Investigate the effect of fewer (or more) points around the circumference.

Answers

22. THE MYSTIC ROSE



The completed '12 point' Mystic Rose.



A computer generated 36 point Mystic Rose.